

RESULTADOS 1ª sesion de Entrenamientos

| Ord. | Nº | Concursante | Piloto | Nac. | Jr. | Am. | Dama | Roc. | Piloto 2 | Nac. | Jr. | Am. | Dama | Roc. | N.V. | V.R. | Tiempo | Dif. 1º | Dif. Ant. | Km/h |
|------|----|---------------------------|---------------------------|------|-----|-----|------|-------|----------------|------|-----|-----|------|------|------|------|----------|---------|-----------|---------|
| 1 | 2 | Milan Competition | <u>Marc Guillot</u> | Fr | | | | | | | | | | | 4 | 3 | 2'03.113 | | | 129.481 |
| 2 | 1 | Milan Competition | <u>Nicolas Milan</u> | Fr | | | | | | | | | | | 4 | 3 | 2'03.328 | 0"215 | 0"215 | 129.255 |
| 3 | 23 | Monlau Competicion | <u>Jordi Palomeras</u> | Esp | | | | | | | | | | | 5 | 4 | 2'03.632 | 0"519 | 0"304 | 128.937 |
| 4 | 29 | Pcr Sport | <u>Mikel Azcona</u> | Esp | Jr. | | | | | | | | | | 8 | 4 | 2'03.697 | 0"584 | 0"065 | 128.870 |
| 5 | 7 | Lema Racing | <u>Fabio Mota</u> | Pt | | | | | | | | | | | 5 | 3 | 2'03.726 | 0"613 | 0"029 | 128.840 |
| 6 | 32 | Monlau Competicion | <u>David Cébrian</u> | Esp | Jr. | | | | | | | | | | 5 | 3 | 2'03.905 | 0"792 | 0"179 | 128.653 |
| 7 | 14 | Escudería Costa Daurada | <u>Ferrán Méndez</u> | Esp | Jr. | | | Rook. | | | | | | | 7 | 3 | 2'04.402 | 1"289 | 0"497 | 128.139 |
| 8 | 16 | Race | <u>Manuel León</u> | Esp | | | | | | | | | | | 7 | 3 | 2'04.634 | 1"521 | 0"232 | 127.901 |
| 9 | 20 | A.D. Desguaces La Torre | <u>Carlos Esteban</u> | Esp | | AM. | | | | | | | | | 7 | 4 | 2'05.178 | 2"065 | 0"544 | 127.345 |
| 10 | 69 | Rasante Sport | <u>Oscar Gómez</u> | Esp | | AM. | | | Jonathan Gómez | Esp | | AM. | | | 7 | 4 | 2'05.685 | 2"572 | 0"507 | 126.831 |
| 11 | 21 | Milan Competition | <u>Jean-Marc Thevenot</u> | Fr | | | | | | | | | | | 4 | 4 | 2'05.743 | 2"630 | 0"058 | 126.773 |
| 12 | 12 | Automovil Club Zaragoza | <u>Joaguín Rodrigo</u> | Esp | | AM. | | | | | | | | | 4 | 4 | 2'05.794 | 2"681 | 0"051 | 126.721 |
| 13 | 66 | Lema Racing | <u>Jure Marinsek</u> | Sl | Jr. | | | Rook. | | | | | | | 6 | 3 | 2'05.977 | 2"864 | 0"183 | 126.537 |
| 14 | 13 | Granada Racing Technology | <u>Jacobo García</u> | Esp | | AM. | | | | | | | | | 8 | 5 | 2'07.116 | 4"003 | 1"139 | 125.404 |
| 15 | 15 | Monlau Competition | <u>Alba Cano</u> | Esp | Jr. | | Dama | Rook. | | | | | | | 2 | 2 | 2'15.984 | 12"871 | 8"868 | 117.226 |

Circuito de Jerez 04 de Octubre de 2014

A las 14:36 Horas.

El Director de Carrera

Jefe de Cronometraje

TIEMPOS POR VUELTA 1ª sesión de Entrenamientos

4 - 5 de Octubre de 2014
Circuito de Jerez

| Numero | 1 | | | 2 | | | 7 | | | 12 | | | 13 | | | 14 | | |
|--------|-----------|-----------|-----------|-----------|-----------|-----------|-----------|-----------|-----------|-----------|-----------|-----------|-----------|-----------|-----------|-----------|-----------|-----------|
| | T. Vuelta | Parciales | Vel./Pil. | T. Vuelta | Parciales | Vel./Pil. | T. Vuelta | Parciales | Vel./Pil. | T. Vuelta | Parciales | Vel./Pil. | T. Vuelta | Parciales | Vel./Pil. | T. Vuelta | Parciales | Vel./Pil. |
| 1ª - 1 | 1'11.460 | 1'11.460 | 109.924 | 1'04.131 | 1'04.131 | 120.806 | 1'03.427 | 1'03.427 | 106.195 | 1'04.034 | 1'04.034 | 106.667 | 1'08.711 | 1'08.711 | | 1'03.026 | 1'03.026 | 116.130 |
| 1ª - 2 | 1'47.875 | 0'36.415 | | 1'39.222 | 0'35.091 | | 1'41.535 | 0'38.108 | | 1'44.712 | 0'40.678 | | 1'49.965 | 0'41.254 | | 1'38.190 | 0'35.164 | |
| 1ª - 3 | 2'30.441 | 0'42.566 | | 2'22.224 | 0'43.002 | | 2'30.745 | 0'49.210 | | 2'34.426 | 0'49.714 | | 2'39.380 | 0'49.415 | | 2'22.328 | 0'44.138 | |
| 2ª - 1 | 0'48.002 | 0'48.002 | 125.875 | 0'47.834 | 0'47.834 | 123.500 | 0'48.058 | 0'48.058 | 122.242 | 0'49.085 | 0'49.085 | 128.343 | 0'49.940 | 0'49.940 | 124.568 | 0'48.227 | 0'48.227 | 123.500 |
| 2ª - 2 | 1'21.924 | 0'33.922 | | 1'21.713 | 0'33.879 | | 1'22.145 | 0'34.087 | | 1'24.132 | 0'35.047 | | 1'25.163 | 0'35.223 | | 1'22.686 | 0'34.459 | |
| 2ª - 3 | 2'03.328 | 0'41.404 | | 2'03.113 | 0'41.400 | | 2'03.726 | 0'41.581 | | 2'08.063 | 0'43.931 | | 2'08.223 | 0'43.060 | | 2'04.402 | 0'41.716 | |
| 3ª - 1 | 0'47.886 | 0'47.886 | 125.875 | 0'48.110 | 0'48.110 | 123.500 | 0'48.263 | 0'48.263 | 122.242 | 0'48.750 | 0'48.750 | 126.985 | 0'49.643 | 0'49.643 | 122.242 | 0'55.380 | 0'55.380 | |
| 3ª - 2 | 1'21.898 | 0'34.012 | | 1'22.257 | 0'34.147 | | 1'22.711 | 0'34.448 | | 1'23.382 | 0'34.632 | | 1'24.485 | 0'34.842 | | 1'31.230 | 0'35.850 | |
| 3ª - 3 | 2'03.398 | 0'41.500 | | 2'03.723 | 0'41.466 | | 2'04.617 | 0'41.906 | | 2'05.794 | 0'42.412 | | 2'07.284 | 0'42.799 | | 2'13.278 | 0'42.048 | |
| 4ª - 1 | 1'00.882 | 1'00.882 | | 0'55.509 | 0'55.509 | 104.652 | 0'48.530 | 0'48.530 | 121.828 | 1'07.400 | 1'07.400 | | 0'49.159 | 0'49.159 | 122.658 | 0'48.328 | 0'48.328 | 123.288 |
| 4ª - 2 | 1'43.460 | 0'42.578 | | 1'40.506 | 0'44.997 | | 1'22.822 | 0'34.292 | | 1'56.335 | 0'48.935 | | 1'24.003 | 0'34.844 | | 1'22.656 | 0'34.328 | |
| 4ª - 3 | | | | | | | 2'04.765 | 0'41.943 | | | | | 2'07.116 | 0'43.113 | | 2'06.790 | 0'44.134 | |
| 5ª - 1 | | | | | | | 0'50.908 | 0'50.908 | 116.317 | | | | 0'50.257 | 0'50.257 | 102.128 | 0'48.669 | 0'48.669 | 121.213 |
| 5ª - 2 | | | | | | | 1'26.141 | 0'35.233 | | | | | 1'27.955 | 0'37.698 | | 1'23.031 | 0'34.362 | |
| 5ª - 3 | | | | | | | | | | | | | 2'11.601 | 0'43.646 | | 2'05.194 | 0'42.163 | |
| 6ª - 1 | | | | | | | | | | | | | 0'50.412 | 0'50.412 | 111.976 | 0'48.648 | 0'48.648 | 121.213 |
| 6ª - 2 | | | | | | | | | | | | | 1'26.113 | 0'35.701 | | 1'22.833 | 0'34.185 | |
| 6ª - 3 | | | | | | | | | | | | | 2'09.125 | 0'43.012 | | 2'05.002 | 0'42.169 | |
| 7ª - 1 | | | | | | | | | | | | | 0'49.461 | 0'49.461 | 122.658 | 0'48.652 | 0'48.652 | 122.242 |
| 7ª - 2 | | | | | | | | | | | | | 1'24.442 | 0'34.981 | | 1'23.074 | 0'34.422 | |
| 7ª - 3 | | | | | | | | | | | | | 2'07.233 | 0'42.791 | | | | |

| Vuelta Ideal | |
|--------------|----------|
| 0'47.886 | 0'47.886 |
| 1'21.808 | 0'33.922 |
| 2'03.212 | 0'41.404 |

| Vuelta Ideal | |
|--------------|----------|
| 0'47.834 | 0'47.834 |
| 1'21.713 | 0'33.879 |
| 2'03.113 | 0'41.400 |

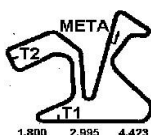
| Vuelta Ideal | |
|--------------|----------|
| 0'48.058 | 0'48.058 |
| 1'22.145 | 0'34.087 |
| 2'03.726 | 0'41.581 |

| Vuelta Ideal | |
|--------------|----------|
| 0'48.750 | 0'48.750 |
| 1'23.382 | 0'34.632 |
| 2'05.794 | 0'42.412 |

| Vuelta Ideal | |
|--------------|----------|
| 0'49.159 | 0'49.159 |
| 1'24.001 | 0'34.842 |
| 2'06.792 | 0'42.791 |

| Vuelta Ideal | |
|--------------|----------|
| 0'48.227 | 0'48.227 |
| 1'22.412 | 0'34.185 |
| 2'04.128 | 0'41.716 |

| Vuelta Mas Rapida Ideal | |
|-------------------------|----------|
| 0'47.834 | 0'47.834 |
| 1'21.713 | 0'33.879 |
| 2'03.053 | 0'41.340 |



TIEMPOS POR VUELTA 1ª sesion de Entrenamientos

4 - 5 de Octubre de 2014
Circuito de Jerez

| Numero | 15 | | | 16 | | | 20 | | | 21 | | | 23 | | | 29 | | |
|--------|-----------|-----------------|-----------|-----------|-----------------|-----------|-----------|-----------------|-----------|-----------|-----------------|-----------|-----------|-----------------|-----------|-----------|-----------------|-----------|
| | T. Vuelta | Parciales | Vel./Pil. | T. Vuelta | Parciales | Vel./Pil. | T. Vuelta | Parciales | Vel./Pil. | T. Vuelta | Parciales | Vel./Pil. | T. Vuelta | Parciales | Vel./Pil. | T. Vuelta | Parciales | Vel./Pil. |
| 1ª - 1 | 0'57.449 | <u>0'57.449</u> | 121.417 | 1'07.892 | <u>1'07.892</u> | | 1'07.655 | 1'07.655 | | 1'07.887 | 1'07.887 | 119.206 | 1'08.375 | 1'08.375 | 108.762 | 1'09.072 | 1'09.072 | |
| 1ª - 2 | 1'33.573 | 0'36.124 | | 1'45.107 | 0'37.215 | | 1'48.989 | 0'41.334 | | 1'47.422 | 0'39.535 | | 1'45.457 | 0'37.082 | | 1'50.403 | 0'41.331 | |
| 1ª - 3 | 2'15.984 | 0'42.411 | | 2'31.576 | 0'46.469 | | 2'38.290 | 0'49.301 | | 2'30.697 | 0'43.275 | | 2'27.855 | 0'42.398 | | 2'39.317 | 0'48.914 | |
| 2ª - 1 | | | | | | | 0'48.386 | 0'48.386 | 125.655 | 0'48.930 | 0'48.930 | 124.138 | 0'48.249 | 0'48.249 | 124.138 | 0'49.362 | 0'49.362 | 122.449 |
| 2ª - 2 | | | | | | | 1'24.200 | 0'35.814 | | 1'23.891 | <u>0'34.961</u> | | 1'22.173 | <u>0'33.924</u> | | 1'30.661 | 0'41.299 | |
| 2ª - 3 | | | | 2'04.634 | 2'04.634 | | 2'06.611 | 0'42.411 | | 2'05.846 | <u>0'41.955</u> | | 2'03.774 | 0'41.601 | | 2'18.591 | 0'47.930 | |
| 3ª - 1 | | | | | | | 0'48.556 | 0'48.556 | 123.077 | 0'48.648 | <u>0'48.648</u> | 124.784 | 0'48.231 | <u>0'48.231</u> | 123.925 | 0'48.268 | 0'48.268 | 123.712 |
| 3ª - 2 | | | | | | | 1'23.087 | <u>0'34.531</u> | | 1'23.720 | 0'35.072 | | 1'22.195 | 0'33.964 | | 1'22.357 | 0'34.089 | |
| 3ª - 3 | | | | 2'04.734 | 2'04.734 | | 2'05.178 | <u>0'42.091</u> | | 2'05.743 | 0'42.023 | | 2'03.632 | <u>0'41.437</u> | | 2'03.697 | <u>0'41.340</u> | |
| 4ª - 1 | | | | | | | 0'48.399 | 0'48.399 | 123.712 | 0'49.288 | 0'49.288 | 108.109 | 0'48.280 | 0'48.280 | 122.034 | 0'48.042 | <u>0'48.042</u> | 125.001 |
| 4ª - 2 | | | | | | | 1'23.062 | 0'34.663 | | 1'29.959 | 0'40.671 | | 1'37.189 | 0'48.909 | | 1'21.974 | <u>0'33.932</u> | |
| 4ª - 3 | | | | 2'16.591 | 2'16.591 | | 2'05.229 | 0'42.167 | | | | | 2'35.184 | 0'57.995 | | 2'03.909 | 0'41.935 | |
| 5ª - 1 | | | | | | | 0'51.561 | 0'51.561 | 108.762 | | | | 1'00.320 | 1'00.320 | | 0'57.639 | 0'57.639 | 104.652 |
| 5ª - 2 | | | | | | | 1'28.217 | 0'36.656 | | | | | 1'39.677 | 0'39.357 | | 1'35.831 | 0'38.192 | |
| 5ª - 3 | | | | 2'05.810 | 2'05.810 | | 2'12.116 | 0'43.899 | | | | | | | | 2'18.619 | 0'42.788 | |
| 6ª - 1 | | | | | | | 0'48.384 | <u>0'48.384</u> | 123.288 | | | | | | | 0'48.318 | 0'48.318 | 122.449 |
| 6ª - 2 | | | | | | | 1'23.021 | 0'34.637 | | | | | | | | 1'22.295 | 0'33.977 | |
| 6ª - 3 | | | | 2'05.535 | 2'05.535 | | 2'05.455 | 0'42.434 | | | | | | | | 2'03.866 | 0'41.571 | |
| 7ª - 1 | | | | | | | 0'52.294 | 0'52.294 | 123.288 | | | | | | | 0'48.209 | 0'48.209 | 123.500 |
| 7ª - 2 | | | | | | | 1'27.422 | 0'35.128 | | | | | | | | 1'22.258 | 0'34.049 | |
| 7ª - 3 | | | | | | | | | | | | | | | | 2'04.203 | 0'41.945 | |

| Vuelta Ideal | |
|--------------|----------|
| 0'57.449 | 0'57.449 |
| 1'33.573 | 0'36.124 |
| 2'15.984 | 0'42.411 |

| Vuelta Ideal | |
|--------------|----------|
| 1'07.892 | 1'07.892 |
| 1'45.107 | 0'37.215 |
| 2'31.576 | 0'46.469 |

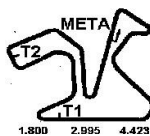
| Vuelta Ideal | |
|--------------|----------|
| 0'48.384 | 0'48.384 |
| 1'22.915 | 0'34.531 |
| 2'05.006 | 0'42.091 |

| Vuelta Ideal | |
|--------------|----------|
| 0'48.648 | 0'48.648 |
| 1'23.609 | 0'34.961 |
| 2'05.564 | 0'41.955 |

| Vuelta Ideal | |
|--------------|----------|
| 0'48.231 | 0'48.231 |
| 1'22.155 | 0'33.924 |
| 2'03.592 | 0'41.437 |

| Vuelta Ideal | |
|--------------|----------|
| 0'48.042 | 0'48.042 |
| 1'21.974 | 0'33.932 |
| 2'03.314 | 0'41.340 |

| Vuelta Mas Rapida Ideal | |
|-------------------------|----------|
| 0'47.834 | 0'47.834 |
| 1'21.713 | 0'33.879 |
| 2'03.053 | 0'41.340 |



TIEMPOS POR VUELTA 1ª sesion de Entrenamientos

4 - 5 de Octubre de 2014
Circuito de Jerez

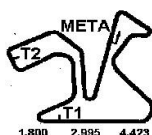
| Numero | 32 | | | 66 | | | 69 | | |
|--------|-----------|-----------|-----------|-----------|-----------|-----------|-----------|-----------|-----------|
| Vuelta | T. Vuelta | Parciales | Vel./Pil. | T. Vuelta | Parciales | Vel./Pil. | T. Vuelta | Parciales | Vel./Pil. |
| 1ª - 1 | 1'08.149 | 1'08.149 | 121.622 | 1'11.787 | 1'11.787 | 119.206 | 0'56.370 | 0'56.370 | 112.853 |
| 1ª - 2 | 1'44.930 | 0'36.781 | | 1'51.162 | 0'39.375 | | 1'34.497 | 0'38.127 | |
| 1ª - 3 | 2'27.648 | 0'42.718 | | 2'33.596 | 0'42.434 | | 2'24.487 | 0'49.990 | |
| 2ª - 1 | 0'48.160 | 0'48.160 | 123.288 | 0'49.175 | 0'49.175 | 124.353 | 0'48.770 | 0'48.770 | 126.538 |
| 2ª - 2 | 1'22.379 | 0'34.219 | | 1'23.892 | 0'34.717 | | 1'23.917 | 0'35.147 | |
| 2ª - 3 | 2'03.905 | 0'41.526 | | 2'05.977 | 0'42.085 | | 2'12.048 | 0'48.131 | |
| 3ª - 1 | 0'48.237 | 0'48.237 | 122.867 | 0'48.844 | 0'48.844 | 124.568 | 0'49.200 | 0'49.200 | 123.925 |
| 3ª - 2 | 1'22.596 | 0'34.359 | | 1'23.674 | 0'34.830 | | 1'23.850 | 0'34.650 | |
| 3ª - 3 | 2'04.239 | 0'41.643 | | 2'06.211 | 0'42.537 | | 2'05.685 | 0'41.835 | |
| 4ª - 1 | 0'48.611 | 0'48.611 | 121.213 | 0'49.670 | 0'49.670 | 120.603 | 0'48.925 | 0'48.925 | 123.925 |
| 4ª - 2 | 1'26.850 | 0'38.239 | | 1'28.030 | 0'38.360 | | 1'23.505 | 0'34.580 | |
| 4ª - 3 | 2'25.102 | 0'58.252 | | 2'15.814 | 0'47.784 | | 2'06.089 | 0'42.584 | |
| 5ª - 1 | 0'48.357 | 0'48.357 | 121.622 | 0'50.800 | 0'50.800 | 110.430 | 0'49.127 | 0'49.127 | 124.138 |
| 5ª - 2 | 1'22.830 | 0'34.473 | | 1'26.223 | 0'35.423 | | 1'23.713 | 0'34.586 | |
| 5ª - 3 | | | | 2'10.006 | 0'43.783 | | 2'05.837 | 0'42.124 | |
| 6ª - 1 | | | | 0'49.744 | 0'49.744 | 121.828 | 0'49.008 | 0'49.008 | 124.353 |
| 6ª - 2 | | | | 1'26.248 | 0'36.504 | | 1'23.886 | 0'34.878 | |
| 6ª - 3 | | | | | | | 2'06.202 | 0'42.316 | |
| 7ª - 1 | | | | | | | 0'48.841 | 0'48.841 | 124.138 |
| 7ª - 2 | | | | | | | 1'23.392 | 0'34.551 | |
| 7ª - 3 | | | | | | | | | |

| Vuelta Ideal | |
|--------------|----------|
| 0'48.160 | 0'48.160 |
| 1'22.379 | 0'34.219 |
| 2'03.905 | 0'41.526 |

| Vuelta Ideal | |
|--------------|----------|
| 0'48.844 | 0'48.844 |
| 1'23.561 | 0'34.717 |
| 2'05.646 | 0'42.085 |

| Vuelta Ideal | |
|--------------|----------|
| 0'48.770 | 0'48.770 |
| 1'23.321 | 0'34.551 |
| 2'05.156 | 0'41.835 |

| Vuelta Mas Rapida Ideal | |
|-------------------------|----------|
| 0'47.834 | 0'47.834 |
| 1'21.713 | 0'33.879 |
| 2'03.053 | 0'41.340 |



Resultados por sectores 1ª sesión de Entrenamientos

| Sector - 1 | | Sector - 2 | | Sector - 3 | | Vuelta Ideal vs Vuelta Rapida | | | | | |
|------------|-----------------------|------------|-----------------------|------------|-----------------------|-------------------------------|------|-----------------------|----------|-----------|------|
| Ord. | Nº Piloto | Tiempo | Nº Piloto | Tiempo | Nº Piloto | Tiempo | Ord. | Nº Piloto | V. Ideal | V. rapida | Ord. |
| 1 | 2 Marc Guillot | 47.834 | 2 Marc Guillot | 33.879 | 29 Mikel Azcona | 41.340 | 1 | 2 Marc Guillot | 2'03.113 | 2'03.113 | 1 |
| 2 | 1 Nicolas Milan | 47.886 | 1 Nicolas Milan | 33.922 | 2 Marc Guillot | 41.400 | 2 | 1 Nicolas Milan | 2'03.212 | 2'03.328 | 2 |
| 3 | 29 Mikel Azcona | 48.042 | 23 Jordi Palomeras | 33.924 | 1 Nicolas Milan | 41.404 | 3 | 29 Mikel Azcona | 2'03.314 | 2'03.697 | 4 |
| 4 | 7 Fabio Mota | 48.058 | 29 Mikel Azcona | 33.932 | 23 Jordi Palomeras | 41.437 | 4 | 23 Jordi Palomeras | 2'03.592 | 2'03.632 | 3 |
| 5 | 32 David Cébrian | 48.160 | 7 Fabio Mota | 34.087 | 32 David Cébrian | 41.526 | 5 | 7 Fabio Mota | 2'03.726 | 2'03.726 | 5 |
| 6 | 14 Ferrán Méndez | 48.227 | 14 Ferrán Méndez | 34.185 | 7 Fabio Mota | 41.581 | 6 | 32 David Cébrian | 2'03.905 | 2'03.905 | 6 |
| 7 | 23 Jordi Palomeras | 48.231 | 32 David Cébrian | 34.219 | 14 Ferrán Méndez | 41.716 | 7 | 14 Ferrán Méndez | 2'04.128 | 2'04.402 | 7 |
| 8 | 20 Carlos Esteban | 48.384 | 20 Carlos Esteban | 34.531 | 69 Oscar Gómez | 41.835 | 8 | 20 Carlos Esteban | 2'05.006 | 2'05.178 | 9 |
| 9 | 21 Jean-Marc Thevenot | 48.648 | 69 Oscar Gómez | 34.551 | 21 Jean-Marc Thevenot | 41.955 | 9 | 69 Oscar Gómez | 2'05.156 | 2'05.685 | 10 |
| 10 | 12 Joaquín Rodrigo | 48.750 | 12 Joaquín Rodrigo | 34.632 | 66 Jure Marinsek | 42.085 | 10 | 21 Jean-Marc Thevenot | 2'05.564 | 2'05.743 | 11 |
| 11 | 69 Oscar Gómez | 48.770 | 66 Jure Marinsek | 34.717 | 20 Carlos Esteban | 42.091 | 11 | 66 Jure Marinsek | 2'05.646 | 2'05.977 | 13 |
| 12 | 66 Jure Marinsek | 48.844 | 13 Jacobo García | 34.842 | 15 Alba Cano | 42.411 | 12 | 12 Joaquín Rodrigo | 2'05.794 | 2'05.794 | 12 |
| 13 | 13 Jacobo García | 49.159 | 21 Jean-Marc Thevenot | 34.961 | 12 Joaquín Rodrigo | 42.412 | 13 | 13 Jacobo García | 2'06.792 | 2'07.116 | 14 |
| 14 | 15 Alba Cano | 57.449 | 15 Alba Cano | 36.124 | 13 Jacobo García | 42.791 | 14 | 15 Alba Cano | 2'15.984 | 2'15.984 | 15 |
| 15 | 16 Manuel León | 1'07.892 | 16 Manuel León | 37.215 | 16 Manuel León | 46.469 | 15 | 16 Manuel León | 2'31.576 | 2'04.634 | 8 |

VELOCIDAD MAXIMA 1ª sesion de Entrenamientos

| Ord. | Nº | Concursante | Piloto | Nac. | Jr. | Am. | Dama | Roc. | Piloto 2 | Nac. | Jr. | Am. | Dama | Roc. | Km/h |
|------|----|---------------------------|--------------------|------|-----|-----|------|-------|----------------|------|-----|-----|------|------|---------|
| 1 | 12 | Automovil Club Zaragoza | Joaquín Rodrigo | Esp | | AM. | | | | | | | | | 128.343 |
| 2 | 69 | Rasante Sport | Oscar Gómez | Esp | | AM. | | | Jonathan Gómez | Esp | | AM. | | | 126.538 |
| 3 | 1 | Milan Competition | Nicolas Milan | Fr | | | | | | | | | | | 125.875 |
| 4 | 20 | A.D. Desguaces La Torre | Carlos Esteban | Esp | | AM. | | | | | | | | | 125.655 |
| 5 | 29 | Pcr Sport | Mikel Azcona | Esp | Jr. | | | | | | | | | | 125.001 |
| 6 | 21 | Milan Competition | Jean-Marc Thevenot | Fr | | | | | | | | | | | 124.784 |
| 7 | 13 | Granada Racing Technology | Jacobo García | Esp | | AM. | | | | | | | | | 124.568 |
| 8 | 66 | Lema Racing | Jure Marinsek | Sl | Jr. | | | Rook. | | | | | | | 124.568 |
| 9 | 23 | Monlau Competicion | Jordi Palomeras | Esp | | | | | | | | | | | 124.138 |
| 10 | 2 | Milan Competition | Marc Guillot | Fr | | | | | | | | | | | 123.500 |
| 11 | 14 | Escudería Costa Daurada | Ferrán Méndez | Esp | Jr. | | | Rook. | | | | | | | 123.500 |
| 12 | 32 | Monlau Competicion | David Cébrian | Esp | Jr. | | | | | | | | | | 123.288 |
| 13 | 7 | Lema Racing | Fabio Mota | Pt | | | | | | | | | | | 122.242 |
| 14 | 15 | Monlau Competition | Alba Cano | Esp | Jr. | | Dama | Rook. | | | | | | | 121.417 |
| 15 | 16 | Race | Manuel León | Esp | | | | | | | | | | | 95.745 |