

Qualifying - 1 RESULTS

Ord.	Nº	Entrant	Nat.	Driver	Nat.	St.	TG	Driver 2	Nat.	St.	TG	Vehicle	Cat.	Cla.	Laps	Best	Time	Gap	Interval	Km/h
1	58	Team Novadrider	PRT	<u>César Campaniço</u>	PRT	AM		Aditya Patel	IND	AM		Audi R8 LMS Ultra	GTS	1º	8	8	1'43.418			154.140
2	60	SMP Racing -Russian Bears	RUS	Roman Mavlanov	RUS	AM		<u>Daniel Zampieri</u>	ITA	PRO		Ferrari 458 Italia	Super GT	1º	7	4	1'43.763	0"345	0"345	153.627
3	1	Scuderia Villorba Corse	ITA	<u>Andrea Montermini</u>	ITA	PRO		Niccolò Schirò	ITA	PRO		Ferrari 458 Italia	Super GT	2º	6	3	1'43.979	0"561	0"216	153.308
4	6	Selleslagh Racing Team SRT	BEL	Maxime Soulet	BEL	PRO		<u>Isaac Tutumlu</u>	ESP	AM		Chevrolet Corvette	Super GT	3º	5	5	1'44.141	0"723	0"162	153.069
5	2	V8 Racing	NLD	<u>Miguel Ramos</u>	PRT	PRO		Nicky Pastorelli	ITA	PRO		Chevrolet Corvette	Super GT	4º	10	8	1'44.172	0"754	0"031	153.024
6	56	AF Corse	ITA	Giorgio Roda	ITA	AM		<u>Paolo Ruberti</u>	ITA	PRO		Ferrari 458 Italia	GTS	2º	4	3	1'44.443	1"025	0"271	152.627
7	13	Autorlando Sport	ITA	Matteo Beretta	ITA	AM		<u>Joël Camathias</u>	CHE	PRO		Porsche 997 GT3	GTS	3º	6	4	1'44.521	1"103	0"078	152.513
8	54	AF Corse	ITA	Duncan Cameron	GBR	AM		<u>Matt Griffin</u>	IRL	PRO		Ferrari 458 Italia	GTS	4º	8	6	1'44.749	1"331	0"228	152.181
9	4	V8 Racing	NLD	Diederik Sijthoff	NLD	AM		<u>Archie Hamilton</u>	GBR	AM		Chevrolet Corvette	Super GT	5º	5	5	1'44.887	1"469	0"138	151.981
10	62	Ombra Racing	ITA	Mario Cordoni	ITA	AM	G	<u>Stefano Gattuso</u>	ITA	AM		Ferrari 458 Italia	GTS	5º	9	4	1'45.174	1"756	0"287	151.566
11	74	Nova Race	ITA	<u>Craig Dolby</u>	GBR	PRO		Lorenzo Bontempelli	ITA	AM		Nissan GT-R Nismo GT3	GTS	6º	5	3	1'45.182	1"764	0"008	151.554
12	5	Drivex School	ESP	Thomas Fjordbach	DNK	AM		<u>Alvaro Barba</u>	ESP	PRO		Porsche 997 GT3	Super GT	6º	12	11	1'45.212	1"794	0"030	151.511
13	63	Ombra Racing	ITA	Stefano Costantini	ITA	AM		<u>Alan Sicart</u>	ESP	AM		Ferrari 458 Italia	GTS	7º	10	5	1'46.101	2"683	0"889	150.242
14	61	SMP Racing -Russian Bears	RUS	<u>Viacheslav Maleev</u>	RUS	AM	G	José M. Pérez Aicart	ESP	PRO		Ferrari 458 Italia	GTS	8º	8	4	1'46.240	2"822	0"139	150.045
15	55	AF Corse	ITA	<u>Claudio Sdanewitsch</u>	DEU	AM	G	Michele Rugolo	ITA	AM		Ferrari 458 Italia	GTS	9º	6	6	1'46.321	2"903	0"081	149.931
16	99	V8 Racing	NLD	<u>Dylan Derdaele</u>	BEL	AM		Dennis Retera	NLD	AM		Chevrolet Corvette	GTS	10º	9	7	1'46.435	3"017	0"114	149.770
17	7	Drivex School	ESP	<u>Miguel Angel de Castro</u>	ESP	PRO						Porsche 997 GT3	Super GT	7º	4	4	1'52.863	9"445	6"428	141.240

Circuit of Jerez on June 21, 2014

At 09:38

RACE DIRECTOR

TIMEKEEPER



Santisima Trinidad 30 28010 MADRID
Tel y Fax 91.448.32.06
www.cronococa.com
e-mail: info@cronococa.com




Juan Bravo 17 28006 MADRID
Tel 91.432.27.50
www.gtssport.es
e-mail: info@gtssport.es

LAP ANALYSIS Qualifying - 1

On June, 21 - 22
Circuit of Jerez

Number	1			2			4			5			6			7		
Lap	Lap Time	Partial	Speed	Lap Time	Partial	Speed	Lap Time	Partial	Speed	Lap Time	Partial	Speed	Lap Time	Partial	Speed	Lap Time	Partial	Speed
1 ^a - 1	0'46.890	0'46.890	235.808	0'57.224	0'57.224	197.081	0'58.644	0'58.644	173.914	0'54.105	0'54.105	224.067	0'51.221	0'51.221	237.886	1'03.221	1'03.221	163.885
1 ^a - 2	1'16.329	0'29.439		1'31.202	0'33.978		1'34.931	0'36.287		1'26.005	0'31.900		1'23.539	0'32.318		1'40.380	0'37.159	
1 ^a - 3	1'52.056	0'35.727		2'11.147	0'39.945		3'58.785	2'23.854	PIT	2'03.507	0'37.502		2'09.802	0'46.263		2'22.822	0'42.442	
2 ^a - 1	0'40.316	<u>0'40.316</u>	238.939	0'45.803	0'45.803	233.262	0'48.553	0'48.553	191.830	0'41.559	0'41.559	235.808	0'40.980	0'40.980	240.000	0'45.614	0'45.614	213.439
2 ^a - 2	1'09.133	0'28.817		1'16.830	0'31.027		1'21.432	0'32.879		1'11.064	0'29.505		1'09.925	0'28.945		1'17.630	0'32.016	
2 ^a - 3	1'43.979	<u>0'34.846</u>		1'54.144	0'37.314		2'02.013	0'40.581		1'46.640	0'35.576		1'44.920	<u>0'34.995</u>		1'56.082	0'38.452	
3 ^a - 1	0'40.348	0'40.348	238.938	0'41.204	0'41.204	237.886	0'40.696	0'40.696	233.262	0'41.227	0'41.227	235.295	0'40.128	<u>0'40.128</u>	241.611	0'44.017	<u>0'44.017</u>	214.712
3 ^a - 2	1'19.575	0'39.227		1'10.558	0'29.354		1'09.546	0'28.850		1'10.397	0'29.170		1'08.828	<u>0'28.700</u>		1'15.382	<u>0'31.365</u>	
3 ^a - 3	1'59.998	0'40.423		1'46.048	0'35.490		1'45.042	<u>0'35.496</u>		1'48.240	0'37.843		1'44.164	0'35.336		1'52.863	<u>0'37.481</u>	
4 ^a - 1	0'40.923	0'40.923	190.477	0'40.913	0'40.913	238.411	0'40.561	<u>0'40.561</u>	233.262	0'41.844	0'41.844	234.783	0'40.228	0'40.228	241.611	0'50.432	0'50.432	149.378
4 ^a - 2	1'13.978	0'33.055		1'10.009	0'29.096		1'09.340	<u>0'28.779</u>		1'11.127	0'29.283		1'09.139	0'28.911		1'26.255	0'35.823	
4 ^a - 3	1'50.947	0'36.969		1'45.251	0'35.242		1'44.887	0'35.547		1'46.618	0'35.491		1'44.141	0'35.002				
5 ^a - 1	0'40.389	0'40.389	236.843	0'41.972	0'41.972	232.759	0'40.830	0'40.830	232.258	0'45.129	0'45.129	163.885	0'40.622	0'40.622	240.000			
5 ^a - 2	1'09.128	<u>0'28.739</u>		1'12.568	0'30.596		1'09.915	0'29.085		1'17.382	0'32.253		1'09.823	0'29.201				
5 ^a - 3	1'44.301	0'35.173		2'46.303	1'33.735	PIT				2'47.849	1'30.467	PIT						
6 ^a - 1	0'54.288	0'54.288	155.396	0'47.045	0'47.045	227.369				0'49.727	0'49.727	234.274						
6 ^a - 2	1'30.244	0'35.956		1'19.955	0'32.910					1'19.809	0'30.082							
6 ^a - 3				1'56.303	0'36.348					1'55.743	0'35.934							
7 ^a - 1				0'40.688	0'40.688	238.411				0'41.109	0'41.109	234.783						
7 ^a - 2				1'09.427	<u>0'28.739</u>					1'10.303	0'29.194							
7 ^a - 3				1'44.172	<u>0'34.745</u>					1'45.659	0'35.356							
8 ^a - 1				0'40.328	<u>0'40.328</u>	238.411				0'40.599	0'40.599	235.295						
8 ^a - 2				1'09.353	0'29.025					1'20.209	0'39.610							
8 ^a - 3				1'44.307	0'34.954					1'56.758	0'36.549							
9 ^a - 1				0'40.663	0'40.663	237.886				0'40.956	0'40.956	234.274						
9 ^a - 2				1'09.571	0'28.908					1'10.050	<u>0'29.094</u>							
9 ^a - 3				1'45.128	0'35.557					1'45.618	0'35.568							
10 ^a - 1				0'40.697	0'40.697	237.886				0'40.589	<u>0'40.589</u>	234.783						
10 ^a - 2				1'10.906	0'30.209					1'09.858	0'29.269							
10 ^a - 3										<u>1'45.212</u>	<u>0'35.354</u>							
11 ^a - 1										0'40.983	0'40.983	234.274						
11 ^a - 2										1'10.161	0'29.178							
11 ^a - 3										1'45.585	0'35.424							

Ideal Lap	
0'40.316	0'40.316
1'09.055	0'28.739
1'43.901	0'34.846

Ideal Lap	
0'40.328	0'40.328
1'09.067	0'28.739
1'43.812	0'34.745

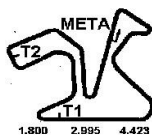
Ideal Lap	
0'40.561	0'40.561
1'09.340	0'28.779
1'44.836	0'35.496

Ideal Lap	
0'40.589	0'40.589
1'09.683	0'29.094
1'45.037	0'35.354

Ideal Lap	
0'40.128	0'40.128
1'08.828	0'28.700
1'43.823	0'34.995

Ideal Lap	
0'44.017	0'44.017
1'15.382	0'31.365
1'52.863	0'37.481

Ideal Best Lap	
0'39.937	0'39.937
1'08.337	0'28.400
1'43.082	0'34.745



LAP ANALYSIS Qualifying - 1

On June, 21 - 22
Circuit of Jerez

Number	13			54			55			56			58			60		
Lap	Lap Time	Partial	Speed	Lap Time	Partial	Speed	Lap Time	Partial	Speed	Lap Time	Partial	Speed	Lap Time	Partial	Speed	Lap Time	Partial	Speed
1 ^a - 1	0'57.191	0'57.191	175.325	0'49.588	0'49.588	236.843	0'48.196	0'48.196	236.324	0'47.195	0'47.195	233.767	1'02.375	1'02.375	193.549	0'46.034	0'46.034	238.411
1 ^a - 2	1'34.486	0'37.295		1'20.853	0'31.265		1'19.309	0'31.113		1'16.542	0'29.347		1'38.340	0'35.965		1'15.415	0'29.381	
1 ^a - 3	2'13.036	0'38.550		1'57.162	0'36.309		1'57.943	0'38.634		1'53.478	0'36.936		2'19.767	0'41.427		4'02.242	2'46.827	PIT
2 ^a - 1	0'40.643	0'40.643	240.000	0'41.162	0'41.162	237.886	0'45.282	0'45.282	200.372	0'40.433	0'40.433	235.295	0'50.958	0'50.958	184.932	0'46.633	0'46.633	213.439
2 ^a - 2	1'09.378	0'28.735		1'10.380	0'29.218		1'19.421	0'34.139		1'09.340	0'28.907		1'23.682	0'32.724		1'16.632	0'29.999	
2 ^a - 3	1'44.605	0'35.227		1'45.687	0'35.307		2'04.565	0'45.144		1'44.443	0'35.103		2'01.601	0'37.919		1'52.043	0'35.411	
3 ^a - 1	0'40.513	0'40.513	240.000	0'40.763	0'40.763	238.411	0'41.577	0'41.577	236.843	0'40.436	0'40.436	235.808	0'40.410	0'40.410	233.767	0'40.089	0'40.089	238.938
3 ^a - 2	1'09.371	0'28.858		1'09.647	0'28.884		1'11.475	0'29.898		1'09.968	0'29.532		1'09.012	0'28.602		1'08.785	0'28.696	
3 ^a - 3	1'44.521	0'35.150		1'44.887	0'35.240		1'48.507	0'37.032		2'10.216	1'00.248		1'44.067	0'35.055		1'43.763	0'34.978	
4 ^a - 1	0'40.420	0'40.420	238.411	0'40.313	0'40.313	238.939	0'41.275	0'41.275	236.324	0'40.726	0'40.726	234.274	0'40.228	0'40.228	233.262	0'40.206	0'40.206	238.411
4 ^a - 2	1'09.486	0'29.066		1'09.288	0'28.975		1'11.009	0'29.734		1'09.899	0'29.173		1'10.859	0'30.631		1'09.006	0'28.800	
4 ^a - 3	1'45.088	0'35.602		1'45.376	0'36.088		1'47.011	0'36.002					1'49.923	0'39.064		1'44.411	0'35.405	
5 ^a - 1	0'46.251	0'46.251	165.391	0'40.441	0'40.441	237.886	0'40.903	0'40.903	236.843				0'39.937	0'39.937	232.759	0'48.957	0'48.957	203.008
5 ^a - 2	1'19.378	0'33.127		1'09.375	0'28.934		1'10.440	0'29.537					1'10.591	0'30.654		1'21.044	0'32.087	
5 ^a - 3	1'56.939	0'37.561		1'44.749	0'35.374		1'46.321	0'35.881					3'06.700	1'56.109	PIT	1'59.037	0'37.993	
6 ^a - 1	0'40.881	0'40.881	236.324	1'02.529	1'02.529	105.161	0'41.522	0'41.522	236.324				0'48.983	0'48.983	219.513	0'40.503	0'40.503	236.843
6 ^a - 2	1'10.357	0'29.476		1'45.428	0'42.899		1'13.548	0'32.026					1'19.246	0'30.263		1'09.491	0'28.988	
6 ^a - 3				2'28.644	0'43.216								1'55.333	0'36.087		1'45.227	0'35.736	
7 ^a - 1				0'40.844	0'40.844	237.886							0'40.031	0'40.031	232.258	0'46.554	0'46.554	211.351
7 ^a - 2				1'09.753	0'28.909								1'08.431	0'28.400		1'18.938	0'32.384	
7 ^a - 3				1'45.092	0'35.339								1'43.418	0'34.987				
8 ^a - 1				0'48.414	0'48.414	160.476							0'40.898	0'40.898	217.304			
8 ^a - 2				1'24.132	0'35.718								1'11.706	0'30.808				
8 ^a - 3																		
9 ^a - 1																		
9 ^a - 2																		
9 ^a - 3																		
10 ^a - 1																		
10 ^a - 2																		
10 ^a - 3																		
11 ^a - 1																		
11 ^a - 2																		
11 ^a - 3																		

Ideal Lap	
0'40.420	0'40.420
1'09.155	0'28.735
1'44.305	0'35.150

Ideal Lap	
0'40.313	0'40.313
1'09.197	0'28.884
1'44.437	0'35.240

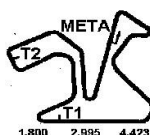
Ideal Lap	
0'40.903	0'40.903
1'10.440	0'29.537
1'46.321	0'35.881

Ideal Lap	
0'40.433	0'40.433
1'09.340	0'28.907
1'44.443	0'35.103

Ideal Lap	
0'39.937	0'39.937
1'08.337	0'28.400
1'43.324	0'34.987

Ideal Lap	
0'40.089	0'40.089
1'08.785	0'28.696
1'43.763	0'34.978

Ideal Best Lap	
0'39.937	0'39.937
1'08.337	0'28.400
1'43.082	0'34.745



1.800 2.895 4.428

LAP ANALYSIS Qualifying - 1

On June, 21 - 22
Circuit of Jerez

Number	61			62			63			74			99		
Lap	Lap Time	Partial	Speed	Lap Time	Partial	Speed	Lap Time	Partial	Speed	Lap Time	Partial	Speed	Lap Time	Partial	Speed
1ª - 1	0'49.984	0'49.984	226.416	0'53.123	0'53.123	215.569	0'56.137	0'56.137	204.934	0'48.916	0'48.916	198.530	1'03.588	1'03.588	207.693
1ª - 2	1'21.273	0'31.289		1'27.345	0'34.222		1'30.652	0'34.515		1'19.992	0'31.076		1'37.752	0'34.164	
1ª - 3	1'59.811	0'38.538		2'04.900	0'37.555		2'10.066	0'39.414		1'56.037	0'36.045		2'16.843	0'39.091	
2ª - 1	0'41.295	0'41.295	236.324	0'42.121	0'42.121	237.886	0'44.305	0'44.305	235.295	0'40.714	0'40.714	234.274	0'43.919	0'43.919	235.295
2ª - 2	1'10.687	0'29.392		1'11.889	0'29.768		1'15.815	0'31.510		1'09.641	0'28.927		1'14.359	0'30.440	
2ª - 3	1'46.755	0'36.068		1'47.318	0'35.429		1'54.364	0'38.549		1'45.182	0'35.541		1'50.317	0'35.958	
3ª - 1	0'41.260	0'41.260	237.886	0'40.801	0'40.801	238.411	0'41.090	0'41.090	236.843	0'40.617	0'40.617	233.767	0'41.556	0'41.556	237.886
3ª - 2	1'10.540	0'29.280		1'10.014	0'29.213		1'10.604	0'29.514		1'09.712	0'29.095		1'11.114	0'29.558	
3ª - 3	1'46.240	0'35.700		1'45.174	0'35.160		1'46.332	0'35.728		1'45.210	0'35.498		1'47.308	0'36.194	
4ª - 1	0'41.227	0'41.227	236.324	0'40.750	0'40.750	238.411	0'40.969	0'40.969	237.886	0'40.610	0'40.610	236.324	0'42.370	0'42.370	229.300
4ª - 2	1'10.450	0'29.223		1'09.912	0'29.162		1'10.266	0'29.297		1'09.665	0'29.055		1'12.041	0'29.671	
4ª - 3	1'46.271	0'35.821		1'45.245	0'35.333		1'46.101	0'35.835		1'45.206	0'35.541		2'45.725	1'33.684	PIT
5ª - 1	0'41.019	0'41.019	237.363	0'40.704	0'40.704	238.939	0'41.157	0'41.157	236.324	0'45.449	0'45.449	177.050	0'47.982	0'47.982	193.203
5ª - 2	1'10.444	0'29.425		1'09.835	0'29.131		1'10.509	0'29.352		1'23.427	0'37.978		1'18.706	0'30.724	
5ª - 3	1'46.550	0'36.106		1'45.445	0'35.610		1'46.193	0'35.684					1'54.853	0'36.147	
6ª - 1	0'41.102	0'41.102	237.363	0'59.832	0'59.832	157.206	0'41.148	0'41.148	235.295				0'41.507	0'41.507	226.416
6ª - 2	1'10.492	0'29.390		1'39.111	0'39.279		1'10.567	0'29.419					1'10.978	0'29.471	
6ª - 3	1'46.632	0'36.140		3'42.514	2'03.403	PIT	1'46.167	0'35.600					1'46.435	0'35.457	
7ª - 1	0'41.497	0'41.497	233.767	0'50.399	0'50.399	202.248	0'47.883	0'47.883	197.803				0'41.562	0'41.562	238.939
7ª - 2	1'10.885	0'29.388		1'22.447	0'32.048		1'21.688	0'33.805					1'11.121	0'29.559	
7ª - 3	1'47.008	0'36.123		1'58.676	0'36.229		1'59.708	0'38.020					1'47.376	0'36.255	
8ª - 1	0'44.355	0'44.355	226.416	0'40.990	0'40.990	238.411	0'42.514	0'42.514	225.942				0'42.041	0'42.041	215.140
8ª - 2	1'15.356	0'31.001		1'10.143	0'29.153		1'14.680	0'32.166					1'11.906	0'29.865	
8ª - 3				1'45.439	0'35.296		1'51.920	0'37.240					1'47.822	0'35.916	
9ª - 1				0'41.063	0'41.063	238.411	0'41.811	0'41.811	235.808				0'42.839	0'42.839	218.624
9ª - 2				1'12.853	0'31.790		1'11.695	0'29.884					1'12.982	0'30.143	
9ª - 3							1'59.378	0'47.683							
10ª - 1							0'41.655	0'41.655	234.274						
10ª - 2							1'21.861	0'40.206							
10ª - 3															
11ª - 1															
11ª - 2															
11ª - 3															

Ideal Lap	
0'41.019	0'41.019
1'10.242	0'29.223
1'45.942	0'35.700

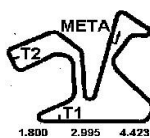
Ideal Lap	
0'40.704	0'40.704
1'09.835	0'29.131
1'44.995	0'35.160

Ideal Lap	
0'40.969	0'40.969
1'10.266	0'29.297
1'45.866	0'35.600

Ideal Lap	
0'40.610	0'40.610
1'09.537	0'28.927
1'45.035	0'35.498

Ideal Lap	
0'41.507	0'41.507
1'10.978	0'29.471
1'46.435	0'35.457

Ideal Best Lap	
0'39.937	0'39.937
1'08.337	0'28.400
1'43.082	0'34.745



Qualifying - 1 Sectors Results

Sector - 1			Sector - 2			Sector - 3			Ideal Lap vs Best Lap				
Ord.	Nº Driver	Time	Nº Driver	Time	Nº Driver	Time	Ord.	Nº Driver	Ideal Lap	Best Lap	Ord.		
1	58 César Campaniço	39.937	58 César Campaniço	28.400	2 Miguel Ramos	34.745	1	58 César Campaniço	1'43.324	1'43.418	1		
2	60 Daniel Zampieri	40.089	60 Daniel Zampieri	28.696	1 Andrea Montermini	34.846	2	60 Daniel Zampieri	1'43.763	1'43.763	2		
3	6 Isaac Tutumlu	40.128	6 Isaac Tutumlu	28.700	60 Daniel Zampieri	34.978	3	2 Miguel Ramos	1'43.812	1'44.172	5		
4	54 Matt Griffin	40.313	13 Joël Camathias	28.735	58 César Campaniço	34.987	4	6 Isaac Tutumlu	1'43.823	1'44.141	4		
5	1 Andrea Montermini	40.316	1 Andrea Montermini	28.739	6 Isaac Tutumlu	34.995	5	1 Andrea Montermini	1'43.901	1'43.979	3		
6	2 Miguel Ramos	40.328	2 Miguel Ramos	28.739	56 Paolo Ruberti	35.103	6	13 Joël Camathias	1'44.305	1'44.521	7		
7	13 Joël Camathias	40.420	4 Archie Hamilton	28.779	13 Joël Camathias	35.150	7	54 Matt Griffin	1'44.437	1'44.749	8		
8	56 Paolo Ruberti	40.433	54 Matt Griffin	28.884	62 Stefano Gattuso	35.160	8	56 Paolo Ruberti	1'44.443	1'44.443	6		
9	4 Archie Hamilton	40.561	56 Paolo Ruberti	28.907	54 Matt Griffin	35.240	9	4 Archie Hamilton	1'44.836	1'44.887	9		
10	5 Alvaro Barba	40.589	74 Craig Dolby	28.927	5 Alvaro Barba	35.354	10	62 Stefano Gattuso	1'44.995	1'45.174	10		
11	74 Craig Dolby	40.610	5 Alvaro Barba	29.094	99 Dylan Derdaele	35.457	11	74 Craig Dolby	1'45.035	1'45.182	11		
12	62 Stefano Gattuso	40.704	62 Stefano Gattuso	29.131	4 Archie Hamilton	35.496	12	5 Alvaro Barba	1'45.037	1'45.212	12		
13	55 Claudio Sdanewitsch	40.903	61 Viacheslav Maleev	29.223	74 Craig Dolby	35.498	13	63 Alan Sicart	1'45.866	1'46.101	13		
14	63 Alan Sicart	40.969	63 Alan Sicart	29.297	63 Alan Sicart	35.600	14	61 Viacheslav Maleev	1'45.942	1'46.240	14		
15	61 Viacheslav Maleev	41.019	99 Dylan Derdaele	29.471	61 Viacheslav Maleev	35.700	15	55 Claudio Sdanewitsch	1'46.321	1'46.321	15		
16	99 Dylan Derdaele	41.507	55 Claudio Sdanewitsch	29.537	55 Claudio Sdanewitsch	35.881	16	99 Dylan Derdaele	1'46.435	1'46.435	16		
17	7 Miguel Angel de Castro	44.017	7 Miguel Angel de Castro	31.365	7 Miguel Angel de Castro	37.481	17	7 Miguel Angel de Castro	1'52.863	1'52.863	17		

Qualifying - 1 MAXIMUM SPEED

Ord.	Nº	Entrant	Nat.	Driver	Nat.	St.	TG	Driver 2	Nat.	St.	TG	Vehicle	Cat.	Cla.	Km/h
1	6	Selleslugh Racing Team SRT	BEL	Maxime Soulet	BEL	PRO		Isaac Tutumlu	ESP	AM		Chevrolet Corvette	Super GT	1º	241.611
2	13	Autorlando Sport	ITA	Matteo Beretta	ITA	AM		Joël Camathias	CHE	PRO		Porsche 997 GT3	GTS	1º	240.000
3	1	Scuderia Villorba Corse	ITA	Andrea Montermini	ITA	PRO		Niccolò Schirò	ITA	PRO		Ferrari 458 Italia	Super GT	2º	238.939
4	54	AF Corse	ITA	Duncan Cameron	GBR	AM		Matt Griffin	IRL	PRO		Ferrari 458 Italia	GTS	2º	238.939
5	62	Ombra Racing	ITA	Mario Cordonì	ITA	AM	G	Stefano Gattuso	ITA	AM		Ferrari 458 Italia	GTS	3º	238.939
6	99	V8 Racing	NLD	Dylan Derdaele	BEL	AM		Dennis Retera	NLD	AM		Chevrolet Corvette	GTS	4º	238.939
7	60	SMP Racing -Russian Bears	RUS	Roman Mavlanov	RUS	AM		Daniel Zampieri	ITA	PRO		Ferrari 458 Italia	Super GT	3º	238.938
8	2	V8 Racing	NLD	Miguel Ramos	PRT	PRO		Nicky Pastorelli	ITA	PRO		Chevrolet Corvette	Super GT	4º	238.411
9	61	SMP Racing -Russian Bears	RUS	Viacheslav Maleev	RUS	AM	G	José M. Pérez Aicart	ESP	PRO		Ferrari 458 Italia	GTS	5º	237.886
10	63	Ombra Racing	ITA	Stefano Costantini	ITA	AM		Alan Sicart	ESP	AM		Ferrari 458 Italia	GTS	6º	237.886
11	55	AF Corse	ITA	Claudio Sdanewitsch	DEU	AM	G	Michele Rugolo	ITA	AM		Ferrari 458 Italia	GTS	7º	236.843
12	74	Nova Race	ITA	Craig Dolby	GBR	PRO		Lorenzo Bontempelli	ITA	AM		Nissan GT-R Nismo GT3	GTS	8º	236.324
13	5	Drivex School	ESP	Thomas Fjordbach	DNK	AM		Alvaro Barba	ESP	PRO		Porsche 997 GT3	Super GT	5º	235.808
14	56	AF Corse	ITA	Giorgio Roda	ITA	AM		Paolo Ruberti	ITA	PRO		Ferrari 458 Italia	GTS	9º	235.808
15	58	Team Novadriverr	PRT	César Campaniço	PRT	AM		Aditya Patel	IND	AM		Audi R8 LMS Ultra	GTS	10º	233.767
16	4	V8 Racing	NLD	Diederik Sijthoff	NLD	AM		Archie Hamilton	GBR	AM		Chevrolet Corvette	Super GT	6º	233.262
17	7	Drivex School	ESP	Miguel Angel de Castro	ESP	PRO						Porsche 997 GT3	Super GT	7º	214.712

Circuit of Jerez
On June, 21 - 22

RACE - 1 STARTING GRID (provisional)


Num.	Driver	Time	Row	Num.	Driver	Time
7	Miguel Angel de Castro	1'52.863				
		 8			
55	Claudio Sdanewitsch	1'46.321		99	Dylan Derdaele	1'46.435
		 7			
63	Alan Sicart	1'46.101		61	Viacheslav Maleev	1'46.240
		 6			
74	Craig Dolby	1'45.182		5	Alvaro Barba	1'45.212
		 5			
4	Archie Hamilton	1'44.887		62	Stefano Gattuso	1'45.174
		 4			
13	Joël Camathias	1'44.521		54	Matt Griffin	1'44.749
		 3			
2	Miguel Ramos	1'44.172		56	Paolo Ruberti	1'44.443
		 2			
1	Andrea Montermini	1'43.979		6	Isaac Tutumlu	1'44.141
		 1			
58	César Campaniço	1'43.418		60	Daniel Zampieri	1'43.763
			↓			

STEWARDS

TIMEKEEPER



Santisima Trinidad 30 28010 MADRID
Tel y Fax 91.448.32.06
www.cronococa.com
e-mail: info@cronococa.com




Juan Bravo 17 28006 MADRID
Tel 91.432.27.50
www.gtssport.es
e-mail: info@gtssport.es